

Initial Report

Last Modified: 10/14/2015

1. What type of institution or organization are you a part of?

#	Answer	Bar	Response	%
1	Community or State College		8	50%
2	University		5	31%
4	Individual		0	0%
5	Other		3	19%
	Total		16	

Other

Consortium of colleges

Provider

US Peace Corps

Statistic	Value
Min Value	1
Max Value	5
Mean	2.06
Variance	2.33
Standard Deviation	1.53
Total Responses	16

2. Please indicate how beneficial each of the following sessions on Thursday, October 1st were to you.

#	Question	Did Not Attend	Excellent	Good	Poor	Total Responses	Mean
1	Opening Session with Karen Borglum & Vilma Fuentes	3	8	5	0	16	2.13
2	Session 1A: Teaching to the Practicum: Training International Practitioners	12	2	1	0	15	1.27
3	Session 1B: Collaborating with Brazil: A Case Study in Internationalization	11	1	2	0	14	1.36
4	Session 1C: Viewing Study Abroad and Institutional Agreements through the Lens of Developing Countries	5	4	3	0	12	1.83
5	Session 2A: Student Perceptions of Study Abroad	5	1	6	0	12	2.08
6	Session 2B: Fundraising to Support Study Abroad	11	3	1	0	15	1.33
7	Session 2C: Eportfolios: Creating Intentional Pathways toward Global Learning	10	2	2	0	14	1.43
8	Lunch Keynote Speaker: Dr. Matthew Jacobs	2	10	3	0	15	2.07
9	Session 3A: A Hands-On Approach to Study Abroad: Administrators & Faculty as One Team	11	2	2	1	16	1.56
10	Session 3B: The Role of Intensive English Programs in Campus Internationalization	10	1	2	0	13	1.38
11	Session 3C: Bridging the Gap: Library Resources to Assist International Students	12	1	0	0	13	1.08
12	Session 4A: Enhancing the Study Abroad Experience through Co-curricular Multidisciplinary Teaching	11	4	1	0	16	1.38
13	Session 4B: Initiating an International Campus	6	3	3	0	12	1.75
14	Session 4C: Cross-Campus Collaboration: Teamwork to Assist International Students and Global Exchange	10	0	1	0	11	1.18
15	Evening Networking Reception	8	6	1	0	15	1.53

Statistic	Opening Session with Karen Borglum & Vilma Fuentes	Session 1A: Teaching to the Practicum: Training International Practitioners	Session 1B: Collaborating with Brazil: A Case Study in Internationalization	Session 1C: Viewing Study Abroad and Institutional Agreements through the Lens of Developing Countries	Session 2A: Student Perceptions of Study Abroad	Session 2B: Fundraising to Support Study Abroad	Session 2C: Eportfolios: Creating Intentional Pathways toward Global Learning	Lunch Keynote Speaker: Dr. Matthew Jacobs	Session 3A: A Hands-On Approach to Study Abroad: Administrators & Faculty as One Team	Session 3B: The Role of Intensive English Programs in Campus Internationalization	Session 3C: Bridging the Gap: Library Resources to Assist International Students	Session 4A: Enhancing the Study Abroad Experience through Co-curricular Multidisciplinary Teaching	Session 4B: Initiating an International Campus	Session 4C: Cross-Campus Collaboration: Teamwork to Assist International Students and Global Exchange	Evening Networking Reception
Min Value	1	1	1	1	1	1	1	1	1	1	1	1	1	1	1
Max Value	3	3	3	3	3	3	3	3	4	3	2	3	3	3	3
Mean	2.13	1.27	1.36	1.83	2.08	1.33	1.43	2.07	1.56	1.38	1.08	1.38	1.75	1.18	1.53
Variance	0.52	0.35	0.55	0.70	0.99	0.38	0.57	0.35	0.93	0.59	0.08	0.38	0.75	0.36	0.41
Standard Deviation	0.72	0.59	0.74	0.83	1.00	0.62	0.76	0.59	0.96	0.77	0.28	0.62	0.87	0.60	0.64
Total Responses	16	15	14	12	12	15	14	15	16	13	13	16	12	11	15

3. Please indicate how beneficial each of the following sessions on Friday, October 2nd were to you.

#	Question	Did Not Attend	Excellent	Good	Poor	Total Responses	Mean
1	Session 5A: Peace Corps University Partnerships- Internationalizing Your Campus and Curriculum	8	4	1	0	13	1.46
2	Session 5B: Engaging Students and Faculty in an International Project	11	3	0	0	14	1.21
3	Session 5C: Creating Actual Spaces for Global Engagement	9	2	1	0	12	1.33
4	Session 6A: Berlin Study Abroad– How an Immersion Experience Continues to Grow	11	0	0	1	12	1.25
5	Session 6B: Volcanoes, Landslides, Insects and Fun with the Sun: Considerations in Tropical Travel Programs	10	3	0	0	13	1.23
6	Session 6C: Collaboration Using Study Abroad and Teletandem Experiences	11	1	1	0	13	1.23
7	Session 7A: STEM Global Learning Community	13	0	0	0	13	1.00
8	Session 7B: Study Abroad Ambassador Programs	11	1	0	0	12	1.08
9	Session 7C: Arm-chair Recruitment: A Community College's Experience	7	4	1	0	12	1.50
10	Lunch Guest Speaker: Dr. Rosalind L. Raby	7	6	1	0	14	1.57





Statistic	Session 5A: Peace Corps University Partnerships- Internationalizing Your Campus and Curriculum	Session 5B: Engaging Students and Faculty in an International Project	Session 5C: Creating Actual Spaces for Global Engagement	Session 6A: Berlin Study Abroad– How an Immersion Experience Continues to Grow	Session 6B: Volcanoes, Landslides, Insects and Fun with the Sun: Considerations in Tropical Travel Programs	Session 6C: Collaboration Using Study Abroad and Teletandem Experiences	Session 7A: STEM Global Learning Community	Session 7B: Study Abroad Ambassador Programs	Session 7C: Arm-chair Recruitment: A Community College's Experience	Lunch Guest Speaker: Dr. Rosalind L. Raby
Min Value	1	1	1	1	1	1	1	1	1	1
Max Value	3	2	3	4	2	3	1	2	3	3
Mean	1.46	1.21	1.33	1.25	1.23	1.23	1.00	1.08	1.50	1.57
Variance	0.44	0.18	0.42	0.75	0.19	0.36	0.00	0.08	0.45	0.42
Standard Deviation	0.66	0.43	0.65	0.87	0.44	0.60	0.00	0.29	0.67	0.65
Total Responses	13	14	12	12	13	13	13	12	12	14

4. Please indicate your satisfaction with the following:

#	Question	Very Satisfied	Satisfied	Dissatisfied	Very Dissatisfied	Total Responses	Mean
1	Conference Dates	9	6	0	0	15	1.40
2	Conference Location	6	8	1	0	15	1.67
3	Conference Facilities	3	9	3	0	15	2.00
4	Registration & Check In Process	7	8	1	0	16	1.63
5	Food and Beverage	9	7	0	0	16	1.44
7	Hotel Stay	1	7	2	2	12	2.42
8	Networking Reception Entertainment	8	2	0	0	10	1.20
9	Networking Reception Stations	7	3	0	0	10	1.30
10	Program Format	7	5	2	0	14	1.64
11	Overall Conference Experience	7	8	0	0	15	1.53

Statistic	Conference Dates	Conference Location	Conference Facilities	Registration & Check In Process	Food and Beverage	Hotel Stay	Networking Reception Entertainment	Networking Reception Stations	Program Format	Overall Conference Experience
Min Value	1	1	1	1	1	1	1	1	1	1
Max Value	2	3	3	3	2	4	2	2	3	2
Mean	1.40	1.67	2.00	1.63	1.44	2.42	1.20	1.30	1.64	1.53
Variance	0.26	0.38	0.43	0.38	0.26	0.81	0.18	0.23	0.55	0.27
Standard Deviation	0.51	0.62	0.65	0.62	0.51	0.90	0.42	0.48	0.74	0.52
Total Responses	15	15	15	16	16	12	10	10	14	15

5. Please indicate your position within your institution (Select all that apply).

#	Answer	Bar	Response	%
1	Staff		4	27%
2	Faculty		5	33%
3	Administrator		4	27%
4	Senior Administrator		2	13%
5	Student		0	0%
6	Other		0	0%

Other

Statistic	Value
Min Value	1
Max Value	4
Total Responses	15

6. Was this your FIRST year attending the FCIE Conference?

#	Answer	Bar	Response	%
1	Yes		9	56%
2	No		7	44%
	Total		16	

Statistic	Value
Min Value	1
Max Value	2
Mean	1.44
Variance	0.26
Standard Deviation	0.51
Total Responses	16

7. Please provide any additional feedback and/or comments regarding this year's conference of anything we did well, anything you would like to see more of, or anything you think we should improve or add.

Text Response

Cool networking reception

Session lengths are too long. It would be nice to shorten the time lenght.

The hotel was quite run down, the door "keys" rarely worked and had to be keyed all the time; the hallways and rooms were not in good shape, several ice machines were out of order and the hotel amenities were poor. I am also now asking the hotel to remove a room charge for a meal in the Grill that I did not eat; my room was billed for someone else's dinner my mistake! This was a poor venue overall.

The conference was so well run! You all did an AMAZING job!! The hotel itself was lacking-the carpet in my room was wet-no kidding, ugh....but the people at the hotel and the food, etc. very very good! I felt like the whole hotel crew just needed a new hotel!! But, the overall experience as put on by the organizing group made up for any inconveniences! I can't say enough about how well this was run and the presentations excellent!! KUDOS!! Such a friendly group from Valencia too-super!!

it would have been helpful if there had been a map of the conference center. AV issues should have been checked out ahead of time More conference signs with schedule throughout the facility How about presenter packets and separate registration area for presenters

Everything was wonderful, except the physical structure and setting of hotel - carpet dirty and moldy. Windows and outside facility not well kept either. Although the lake is scenic, there is no place to walk - heavy traffic congestion too.

Statistic	Value
Total Responses	6